

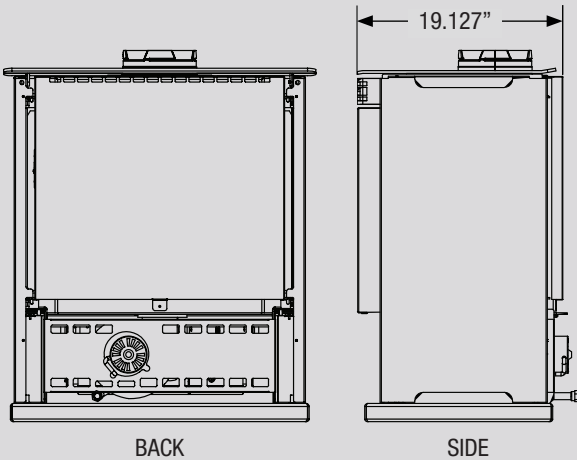
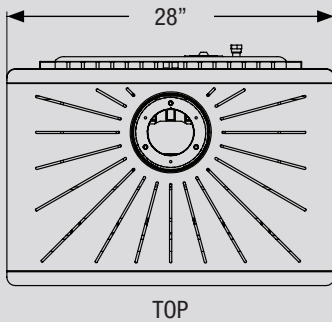
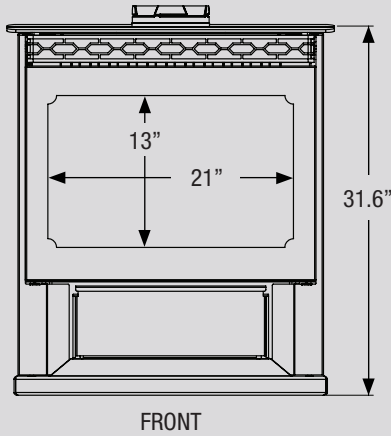


Dawn Series

Direct Vent Freestanding Gas Stove

Models #40S-IP & #40S-SP





*** Certifications**

- ANSI Z21.88-2019 / CSA 2.33-2019, Vented Gas Fireplace Heaters
- CSA 2.17-2017, Gas-Fired Appliances for Use at High Altitudes
- CSA P.4.1, Canada EnerGuide Efficiency Rating
- Category II Heater

Installation must conform with local codes, or in the absence of local codes, with the National Fuel Gas Code, ANSI Z223.1 / NFPA 54, or the Natural Gas and Propane Installation Code, CSA B149.1.

SPECIFICATIONS

Model Number	40S-IP & 40S-SP	
Fuel	Natural Gas (NG)	Propane (LP)
BTU Input (High)	40,000	41,000
BTU Input (Low)	22,000	20,000
Steady State Efficiency %	81	82.2
P4 High Burn Efficiency %	76.6	79.2
P4 Efficiency %	IPI: 73.6 SP: 71.9	IPI: 73.3 SP: 71.5
Valve System	Intermittent Pilot Ignition or Standing Pilot	
Propane Conversion Kit	IPI (Optional) SP (Included)	
Heating Area	Up To 2,000 ft ²	
Viewing Area (WxH)	21" x 13" (273 in ²)	
Anti-Reflective Glass	Standard	
Invisimesh Screen Barrier	Standard	
Ceramic Oak Log Set	Standard	
Ceramic Burner	Standard	
Laser Cut Steel Brick Panel Set	Standard	
ProFlame II Remote / Thermostat	IPI (Standard)	
Remote, Thermostat, Wall Switch	SP (Optional)	
141 CFM Variable Speed Blower	Standard	
Top Exhaust	4" Direct Vent	
Overall Size (WxDxH)	28" x 19.127" x 31.6"	
Standard Weight	330 lbs (149.7 kg)	
Safety Tested*	Yes	
Warranty	DS Decade	

CLEARANCE TO COMBUSTIBLES

Rear	3" (76 mm)
Side	4" (102 mm)
Corner	3" (76 mm)
Top To Ceiling or Mantel	36.5" (927 mm)

The DS Dawn Series 40S must be placed directly on a real wood or non-combustible surface extending the entire width and depth of the appliance (28" x 19").

Not approved for placement directly on linoleum or carpet. If installing on those materials, a metal or real wood flooring must be placed on top extending the entire width and depth of the appliance.


Vinyl flooring, including Luxury Vinyl Plank and Luxury Vinyl Tile, can be affected by radiant heat and temperature changes, which may lead to warping, discoloration, or other issues. To prevent damage, maintain a minimum clearance of 24" (610 mm) between the front of the appliance and flooring. Any installation that does not meet these requirements is at the risk of the homeowner or installer. See owner's manual for comprehensive installation details.

The Aesthetic



Designed For You

We aimed to create a stove that enhances your home's decor, whether your taste is classic or modern. The lifelike log set, captivating flame, and distinctive design touches are sure to please.



Made For Moments

Transform your home into an inviting place of comfort and warmth. The Dawn Series will keep your family cozy no matter what the weather brings.



1,036 in² Heat Exchanger & 141 CFM Blower

Together, these features make Dawn Series 40S one of the most efficient 40,000 BTU stoves available!



Anti-Reflective Glass & Invisimesh Screen

Uniting to create a flame so vivid, the Dawn Series 40S will become the focal point of your room.



Ceramic Oak Log Set & Ceramic Burner

Designed for style, durability, and supported by the DS Decade Warranty, ensuring years of hassle-free enjoyment.



Peace of Mind For Your Family

Enjoy uninterrupted heat even during power outages. Blower requires battery backup. IPI & SP options available.



Perfected For Peacefulness

At DS Stoves, we are dedicated to continuous innovation, blending practicality with style. We believe that appearance and ease of use are essential.



Intermittent Pilot Ignition Control Panel

This unit is electronically controlled, featuring a simple on / off main power switch on the front control panel.




Standing Pilot (Millivolt) Control Panel

Conveniently located manual controls are accessible from the front, ensuring that staying warm is hassle-free.



Real-World Easy Access Panels

Front and sides open without needing removal for access to controls and floor leveling, ensuring simple installation.



Streamlined Professional Support

The DS Team is among the most proficient and helpful for home heating. No matter the challenge, we're here for you.

SIT ProFlame II (For 40S-IP) Intermittent Pilot Ignition

ProFlame II Remote / Thermostat

From the comfort of your couch, easily control temperature, flame height, blower speed, auxiliary ports for options like WIFI control, and more! This remote comes standard with the DS40S-IP stoves.



ProFlame Connect Plus App

Relax and enjoy complete control of your Dawn from anywhere in your home with the optional WIFI Dongle Kit.



ProFlame II WIFI Dongle Kit

This kit is needed for enabling communication between your phone and the Dawn via your home's WIFI connection.

SIT 820 NOVA (For 40S-SP) Standing Pilot

DS Wireless Remote / Thermostat (Optional)

From up to 25 feet away, turn your Dawn on or off. Flame and blower are controlled manually on the stove. The DS40S-SP is compatible with 2-Wire Thermostats and other options listed on this page.



DS Wall Mounted Wireless Thermostat

Install effortlessly without the hassle of wires. Months of battery life makes for a truly convenient option!



WiFi Smart Thermostat Compatible

SP Models can use your favorite WiFi Smart Thermostat with proper installation of a 24 VAC transformer and relay.



The Rise of Quality & Performance in Gas Heating


For over 45 years, DS Stoves has provided exceptional heating and cooking solutions. Now, we're ushering in the Rise of Quality & Performance in Gas Heating with the Dawn Series stove. This model boasts a fresh design, reliable heat, and a robust DS Decade Warranty. With over 40,000 BTUs, a high-efficiency heat exchanger, IPI and SP models, it offers unparalleled performance. Built by master craftsman in Lancaster, Pennsylvania, this stove is the epitome of quality, warmth, and light for every home.





Component	2 Year	5 Year	10 Year
All Electrical Components (Wiring, Blower, WIFI Dongle, etc)	X		
Labor	X		
Accessories (Remotes, WIFI Dongle, etc)	X		
Gas Control (Control Valve, Controller, Pilot Assembly)	X		
Ceramic Glass		X	
One-Way Freight Allowance		X	
Heat Exchanger			X
Door Assembly			X
Side Panels			X
Steel Stove Body			X
Log Set			X
Burner			X
Excluded: Paint & Gaskets			

See owner’s manual for comprehensive details.



Scan to access videos & product information.

DSofPA.com/stoves



@DSofPA



@DSofPA



@dsstoves



Things To Consider When Purchasing

#40S-IP Gas Stove _____

LP Conversion Kit For 40S-IP Stove..... _____

ProFlame II WIFI Dongle Kit For 40S-IP Stove..... _____

#40S-SP Gas Stove _____

DS Hand Held Wireless Remote / Thermostat..... _____

DS Wall Mounted Wireless Thermostat..... _____

Manual, Programmable, or Smart Hardwired Thermostat

Compatible With Proper Installation..... _____

4" Direct Vent Pipe Kit..... _____

Hearth Board (If Necessary)
_____ (Size / Model) _____

CO & Smoke Alarm..... _____

Subtotal _____

Tax _____

Total _____

DS2025

Prices are subject to change without notification

MANUFACTURED BY DS STOVES
Lancaster County, Pennsylvania
717-768-3853 | DSOFPA.COM

Authorized Dealer